

Inside Out Ornament  
By  
Cody Walker (Cwalker935)

(extracted from a 2017 thread in the Other Things We Make forum)




Inside out ornaments made from Cherry and padauk. 1.5" by 1.5" by 6" blanks, must be square and identical. Glue only the ends.







Glue waste plywood on ends to reinforce the blanks, turn, sand and finish inside of the ornaments. Cutoff glued ends so that the four pieces can be separated.





Cut odd the ends and reverse the the pieces so that the turned section is inside and reglue the blanks.



Turn the outside of the blank, cut off end, sand and finish.

